

Andorra

Statistical Country Profile



Edition 02/2023

Publication date: 09 Februar 2023

Contact us:

www.destatis.de/contact

Phone: +49 611 75 2405

© Federal Statistical Office of Germany (Destatis), 2023

Reproduction and distribution, also of parts, are permitted, provided that the source is mentioned.

Contents

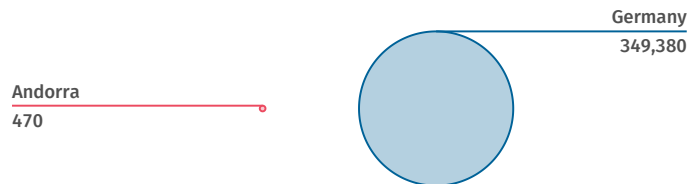
| | |
|---|----|
| General information | 3 |
| Economy and finance | 3 |
| Population | 5 |
| Health | 6 |
| Education | 6 |
| Labour force | 6 |
| Living conditions | 8 |
| Production | 8 |
| Agriculture and forestry | 8 |
| Foreign trade | 9 |
| Transport | 11 |
| Environment and energy | 11 |
| Science, research, technology | 12 |
| Sources | 12 |



General information

| | | |
|---|-------------------------------------|-------------------------|
| Capital city Andorra la Vella | Official language Catalan | Currency Euro |
|---|-------------------------------------|-------------------------|

Land area in relation to Germany
km²



Source: WB-WDI



Economy and finance

Gross domestic product
(GDP), total

bn US\$
3.330

(2021)

Source: IMF-WEO

GDP,
real change

% since 2000
+30

(2021)

Source: IMF-WEO*

GDP
per capita

US\$
41,873

(2021)

Source: IMF-WEO

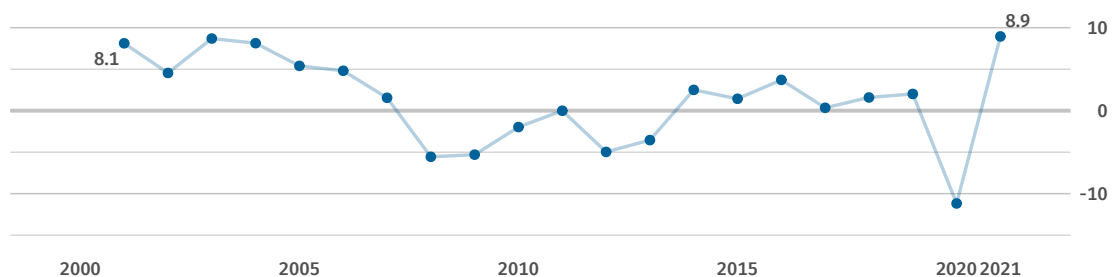
GDP
per capita

internat. US\$
58,383

(2021)

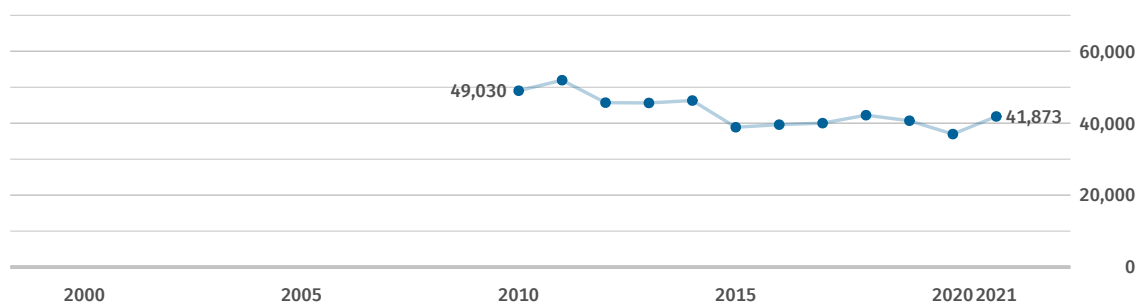
Source: IMF-WEO

Gross domestic product, real change
% on previous year



Source: IMF-WEO

Gross domestic product per capita
US\$



Source: IMF-WEO

Inflation rate
(change of consumer
price index)
% on previous year
No data

Source: IMF-IFS

General government
gross debt

% of GDP
48.5
(2021)

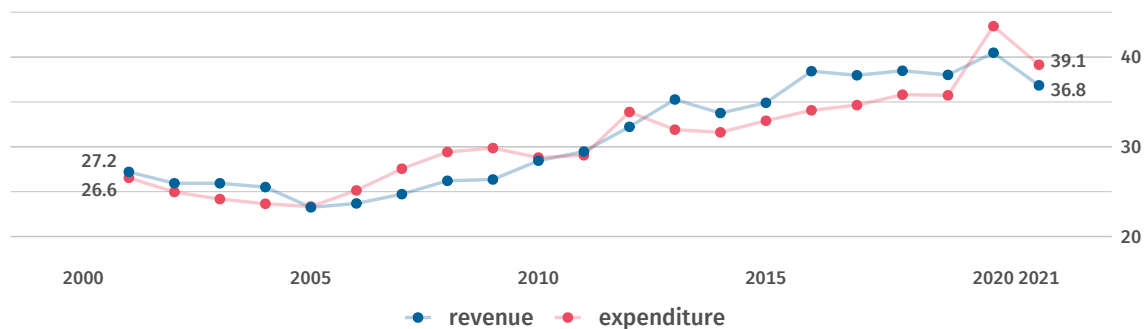
Source: IMF-WEO

General government
net lending / borrowing

% of GDP
-2.3
(2021)

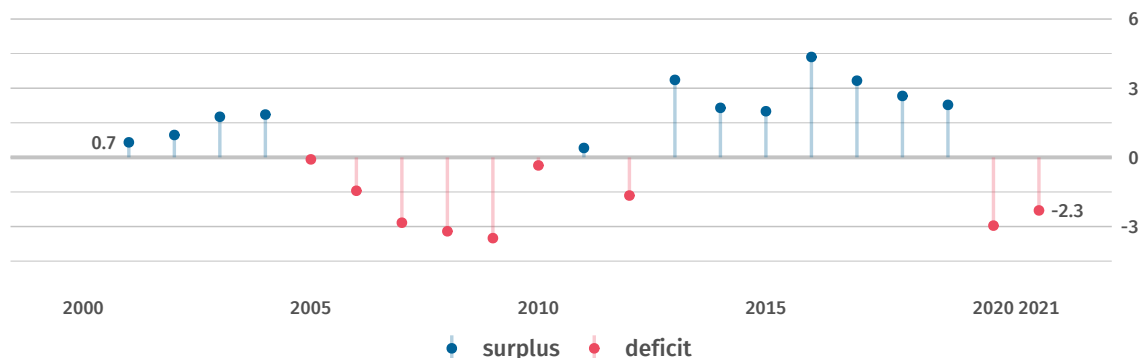
Source: IMF-WEO

General government revenue and expenditure % of GDP



Source: IMF-WEO

General government net lending / borrowing % of GDP



Source: IMF-WEO

Foreign direct
investment (FDI):
inward stocks

bn US\$
No data

Source: UNCTAD

Foreign direct
investment (FDI):
outward stocks

bn US\$
No data

Source: UNCTAD

Foreign direct
investment (FDI):
net flow, inward

bn US\$
No data

Source: UNCTAD

Foreign direct
investment (FDI):
net flow, outward

bn US\$
No data

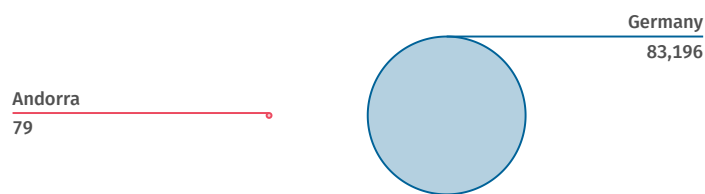
Source: UNCTAD



Population

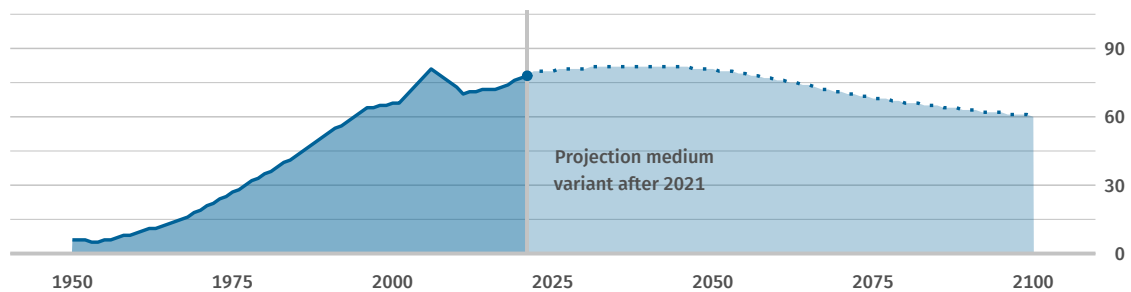
| Population total 1,000 | Population density inhabitants per km² | Life expectancy at birth (women) years | Life expectancy at birth (men) years |
|---------------------------|---|---|---|
| 79 (2021) | 165 (2021) | No data | No data |
| Source: WB-WDI | Source: WB-WDI | Source: WB-WDI | Source: WB-WDI |

Population in relation to Germany 2021 1,000



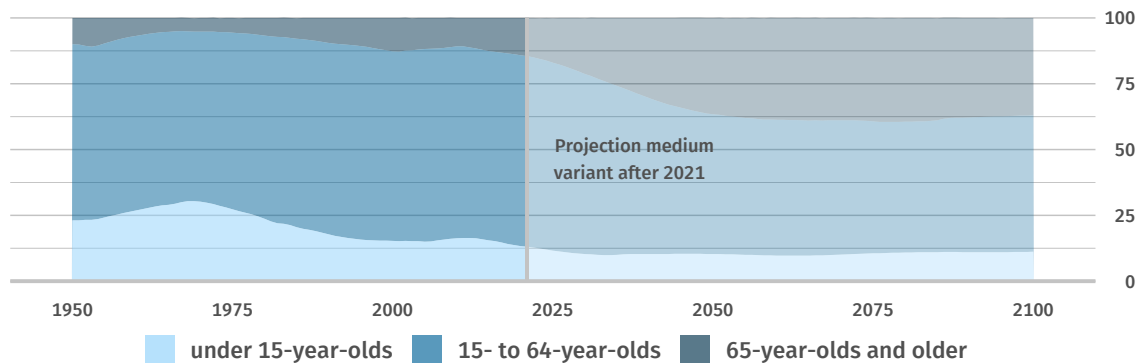
Source: WB-WDI

Population 1,000



Source: UN-POP

Population by age group proportion, %



Source: UN-POP



Health

| | | | |
|--|--|---|--|
| Practising physicians per 1,000 inhabitants 3.3 (2015) Source: WHO | Hospital beds per 1,000 inhabitants 2.5 (2009) Source: WHO | Prevalence of raised blood pressure % 18.7 (2015) Source: WHO | Prevalence of obesity (BMI >= 30) % 25.6 (2016) Source: WHO |
|--|--|---|--|



Education

| | | | |
|--|---|--|--|
| Government expenditure on education % of GDP 3.2 (2019) Source: UNESCO | Pupil-teacher ratio (primary education) number 10.3 (2020) Source: UNESCO | Pupil-teacher ratio (secondary education) number 8.0 (2020) Source: UNESCO | Students (tertiary education) per 100,000 inhabitants 821 (2019) Source: UNESCO* |
|--|---|--|--|



Labour force

| | | | |
|---|--|---|---|
| Employment rate (persons aged 15+) % No data Source: ILOSTAT | Labour force (persons aged 15+) 1,000 No data Source: ILOSTAT | Labour force participation rate (persons aged 15+) % No data Source: ILOSTAT | Self-employment (persons aged 15+) % No data Source: ILOSTAT |
|---|--|---|---|

Employment rate (persons aged 15+)

%

No data

Source: ILOSTAT

Employment and gross value added by sector
%

Employment

No data

Gross value added

No data

Source employment: ILOSTAT
Source gross value added: UNSD

| | | |
|---|--|---|
| Unemployment rate (persons aged 15+) % No data Source: ILOSTAT | Unemployment rate (persons aged 15 to 24) % No data Source: ILOSTAT | Long-term unemployment rate (persons aged 15+) % of unemployed persons No data Source: ILOSTAT |
|---|--|---|

Unemployment rate and youth unemployment rate
%

No data

Source: ILOSTAT



Living conditions

Human Development
Index (HDI)

value (0 low to 1 high)

0.858

(2021)

Source: UNDP

Human Development
Index (HDI)

rank (of 188 countries)

40

(2021)

Source: UNDP

Income distribution:
Gini coefficient

value (0 to 100; 0=equal distribution)

No data

Source: WB-WDI



Production

Index of industrial production

2010=100

No data

Source: IMF-IFS



Agriculture and forestry

Change of agricultural
production

% since 2000

No data

Source: FAO*

Agricultural
land

% of land area

39.8

(2020)

Source: FAO*

Forest
area

% of land area

34.0

(2020)

Source: FAO*

Index of agricultural production

2014 to 2016 = 100

Keine Daten

Source: FAO



Foreign trade

Export of goods

bn US\$
0.129
(2018)

Source: UN Comtrade

Import of goods

bn US\$
1.609
(2018)

Source: UN Comtrade

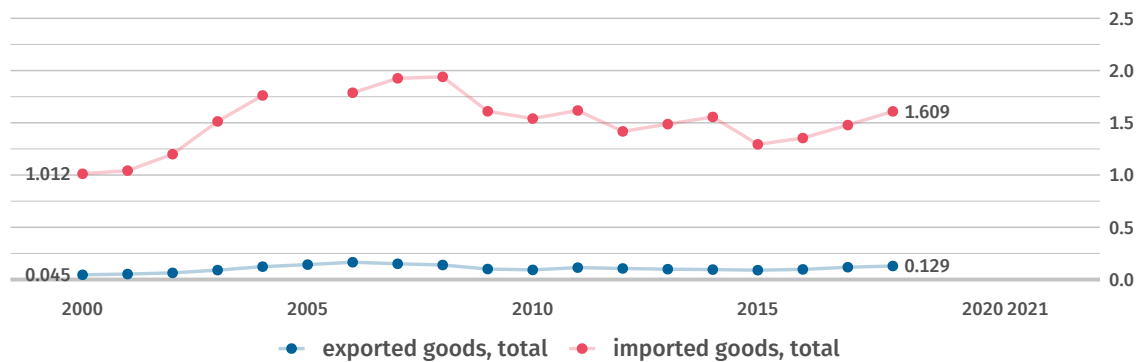
Trade balance, goods

bn US\$
-1.480
(2018)

Source: UN Comtrade*

Export and import of goods

bn US\$



2005: Missing data. Source: UN Comtrade

Foreign trade balance

bn US\$



2005: Missing data. Source: UN Comtrade

Goods exported to Germany

mn US\$
1.1
(2018)

Source: UN Comtrade

Goods exported to Germany

% of all goods exported
0.8
(2018)

Source: UN Comtrade*

Goods imported from Germany

mn US\$
55.5
(2018)

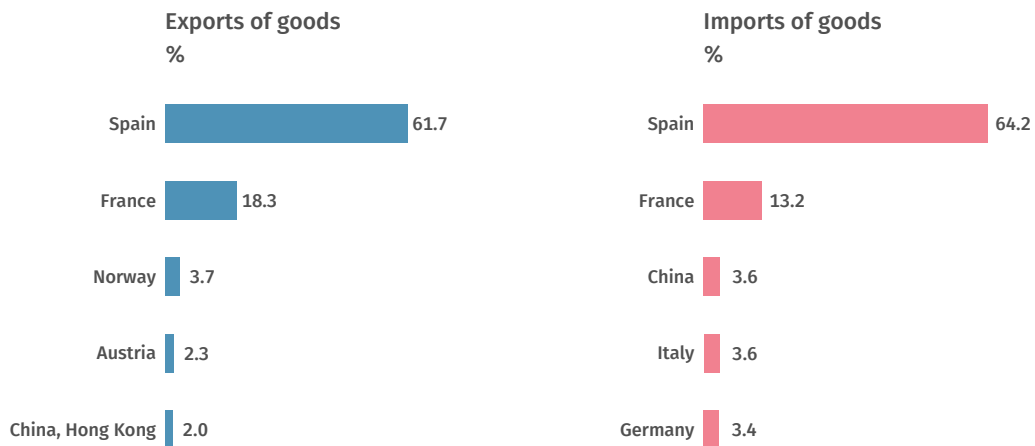
Source: UN Comtrade

Goods imported from Germany

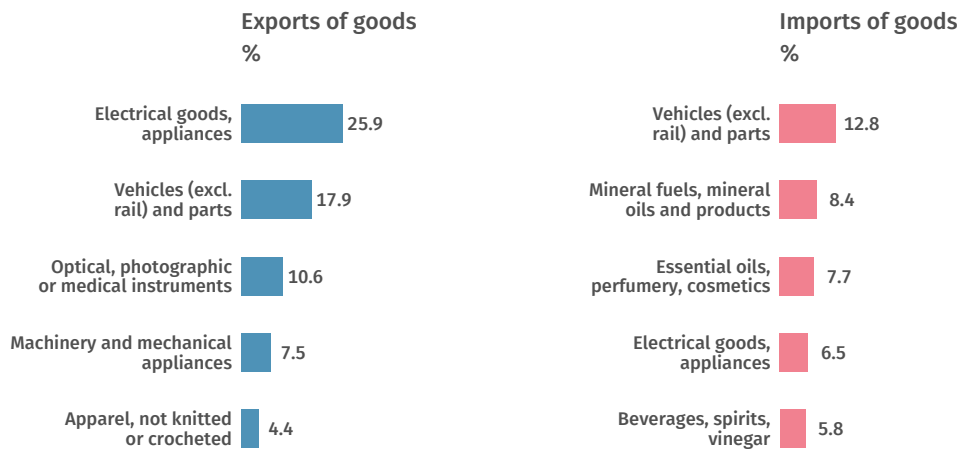
% of all goods imported
3.4
(2018)

Source: UN Comtrade*

Main trading partners 2018



Main commodities traded 2018



Source: UN Comtrade*

Classification of commodities: Harmonized Commodity Description and Coding Systems (HS2).



Transport

Passenger cars
per 1,000 inhabitants
No data

Source: OICA*

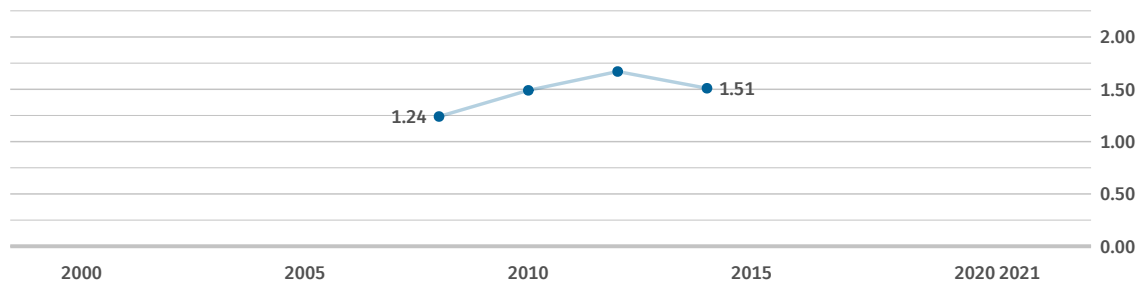
Total rail network
km per 1 mn inhabitants
No data

Source: WB-WDI*

Air transport, passengers
per 1,000 inhabitants
No data

Source: WB-WDI*

Gasoline price at the pump US\$ per litre



Data collection conducted every two years.
Source: WB-WDI



Environment and energy

Carbon dioxide
emissions
tonnes per capita

5.0

(2021)

Source: EDGAR

Total primary
energy supply
kg oil equivalent per capita

No data

Source: WB-WDI

Gross electricity
consumption
kWh per capita

No data

Source: WB-WDI

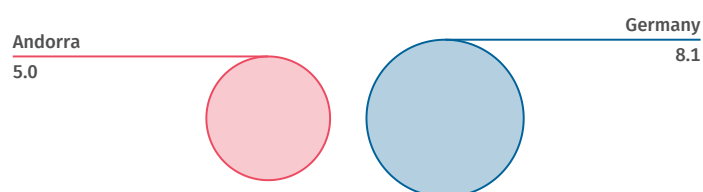
Renewable
energy
% of total final energy
consumption

18.4

(2019)

Source: WB-WDI

Carbon dioxide emissions in relation to Germany 2021 tonnes per capita



Source: EDGAR



Science, research, technology

Gross domestic
expenditure on R&D
% of GDP

No data

Source: UNESCO

Researchers

per 1 mn inhabitants

No data

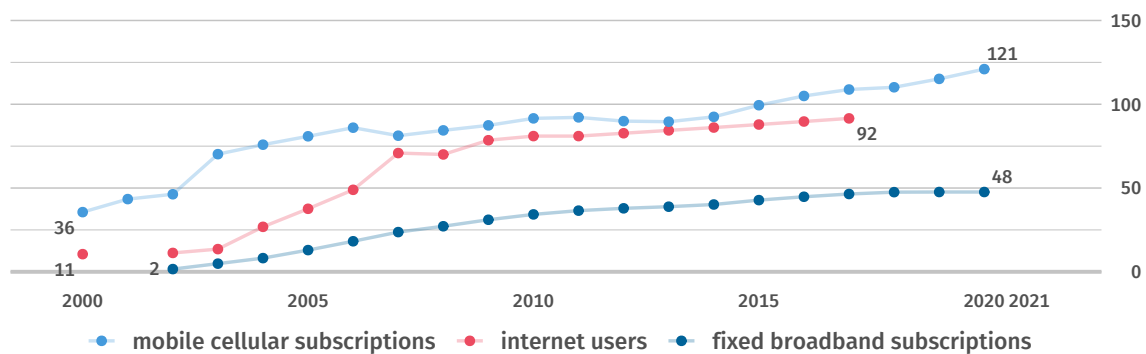
Source: UNESCO

Resident patent
applications
per 1 mn inhabitants

39
(2019)

Source: WIPO

Dissemination of modern communication technology per 100 inhabitants



2001: Missing data. Source: ITU



Sources

| | |
|-------------|---|
| EDGAR | Emissions Database for Global Atmospheric Research, European Commission |
| FAO | United Nations, Food and Agricultural Organization |
| ILOSTAT | International Labour Organization, ILOSTAT - Database |
| IMF-IFS | International Monetary Fund, International Financial Statistics |
| IMF-WEO | International Monetary Fund, World Economic Outlook |
| ITU | United Nations, International Telecommunication Union |
| OICA | International Organization of Motor Vehicle Manufacturers |
| UN Comtrade | United Nations, Comtrade Database |
| UNCTAD | United Nations, Conference on Trade and Development |
| UNDP | United Nations Development Programme |
| UNESCO | United Nations, Educational, Scientific and Cultural Organization |
| UNPOP | United Nations, Population Division |
| UNSD | United Nations, Statistics Division |
| WB-WDI | World Bank, World Development Indicators |
| WHO | World Health Organization, Global Health Observatory |
| WIPO | World Intellectual Property Organization |

* Own calculations based on the original data source.

©nanoline icons by vuuuds + Caviar-Premium Icons by Neway Lau, CreativMarket / own adaptation

Statistical country profiles on all UN Member States: www.destatis.de/countryprofiles